



# School Attendance Network Meeting

June 2025

# Programme

Activity	Time
Welcome / housekeeping / Introductions	11:00
Latest Data, Updates and Developments – John Leese	11:05
Prosecution Team Overview and Updates – Lindsey Parkin	11:30
Learning from the DfE Transforming Attendance Conferences – Khalid Ali	12:00
Removing Children from Roll / Education Access Updates – Robin Woods	12:30
FINISH	13:00

# Bradford Schools Online (BSO)



+ Education and Learning

- Education Safeguarding

+ Attendance

+ Child Licensing

+ Education Access

Education Safeguarding Team

Elective Home Education

Gypsy Roma Traveller (GRT) Support

Managing Allegations

Safeguarding Training

- Attendance

Attendance and Absence Codes

Attendance Charter

Attendance Resources and Network Information

Attendance Support Team

Attendance Traded Offer

Guidance for Schools on Religious Observance during Term-Time

Managing Absence due to Illness - From A to Z

Modified / Part-Time Timetables

Penalty Notices - 2024/25 Academic Year Onwards

Staged Intervention Approach to Poor Attendance

# Bradford.gov.uk



We have also made a number of webpages available which parents can be directed to:

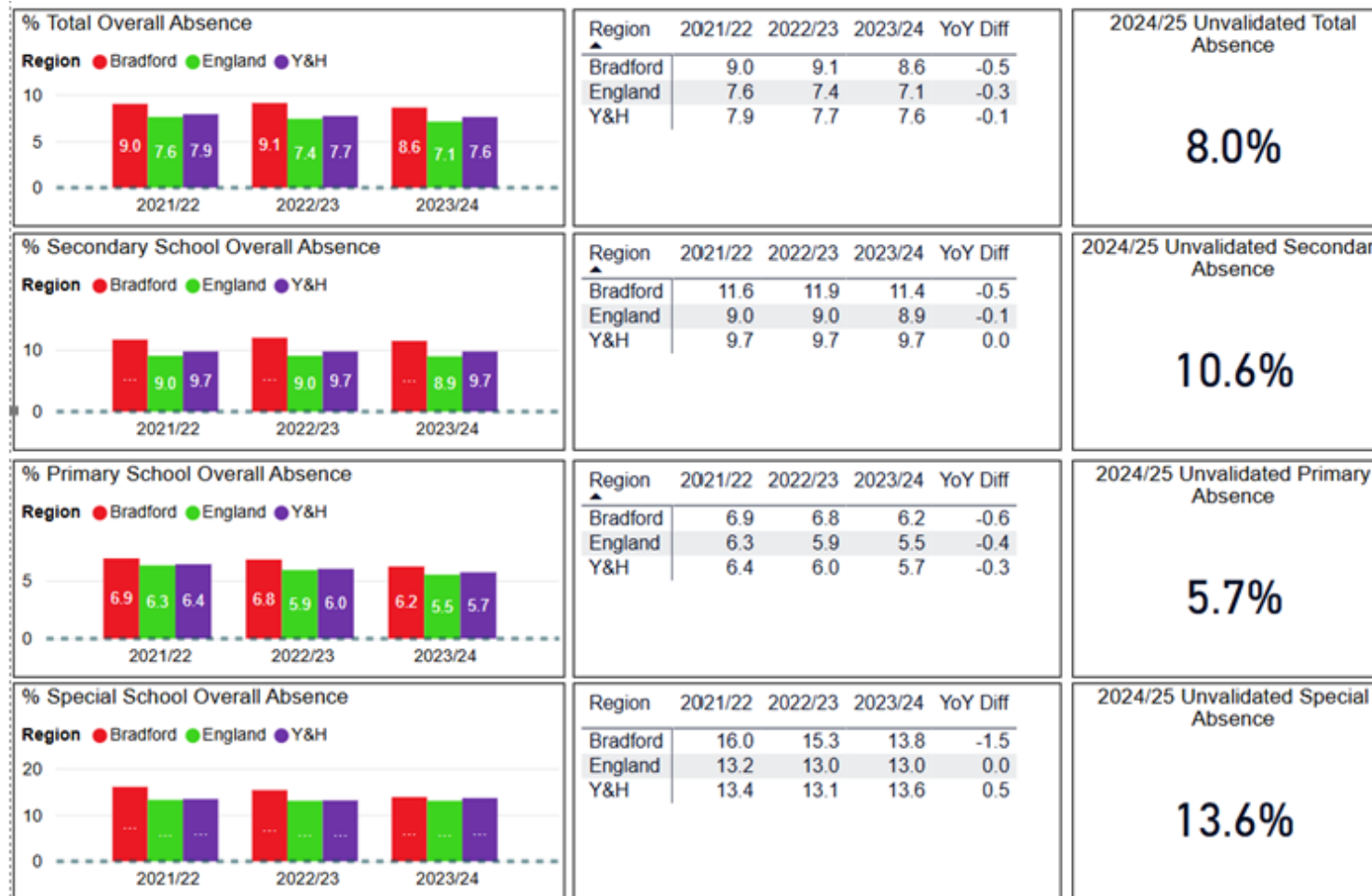
- **Main Bradford School Attendance Webpage** - [www.bradford.gov.uk/attendance](http://www.bradford.gov.uk/attendance)
- **School attendance information for parents and carers** - [www.bradford.gov.uk/education-and-skills/school-support-services/school-attendance-information-for-parents-and-carers](http://www.bradford.gov.uk/education-and-skills/school-support-services/school-attendance-information-for-parents-and-carers)
- **Persistent Absence** - [www.bradford.gov.uk/education-and-skills/school-support-services/persistent-absence/](http://www.bradford.gov.uk/education-and-skills/school-support-services/persistent-absence/)
- **Family holidays during school term time** - [www.bradford.gov.uk/education-and-skills/school-holidays-and-term-dates/family-holidays-during-school-term-time/](http://www.bradford.gov.uk/education-and-skills/school-holidays-and-term-dates/family-holidays-during-school-term-time/)
- **Warning and penalty notices** - [www.bradford.gov.uk/education-and-skills/school-support-services/warning-and-penalty-notice/](http://www.bradford.gov.uk/education-and-skills/school-support-services/warning-and-penalty-notice/)

**QR Codes are available to download via BSO** - <https://bso.bradford.gov.uk/content/education-safeguarding/attendance/attendance-resources-and-network-information>

The links and QR codes can be copied and pasted into school letters, newsletters etc to help inform parents about school attendance



# Overall Absence – Trends



8.0%

10.6%

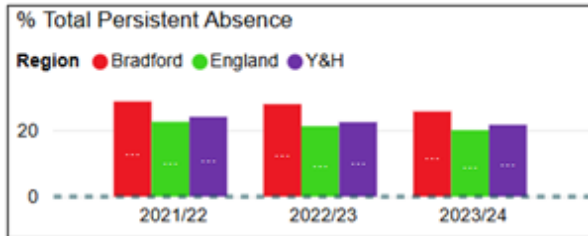
5.7%

13.6%

The decrease in overall absence across Bradford's Primary, Secondary and Special Schools has continued this academic year.

In secondary schools, absence has decreased by 0.8%, in primary schools it has decreased by 0.5%, and in special schools, the decrease is 0.2%

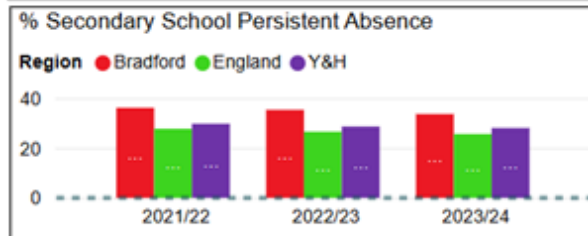
# Persistent Absence (PA) – Trends



Region	2021/22	2022/23	2023/24	YoY Diff
Bradford	28.6	27.8	25.6	-2.2
England	22.5	21.2	20.0	-1.2
Y&H	24.0	22.4	21.6	-0.8

2024/25 Unvalidated Total Persistent Absence

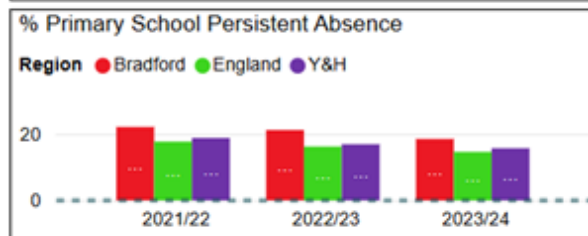
**21.7%**



Region	2021/22	2022/23	2023/24	YoY Diff
Bradford	36.1	35.3	33.6	-1.7
England	27.7	26.5	25.6	-0.9
Y&H	29.7	28.6	28.0	-0.6

2024/25 Unvalidated Secondary Persistent Absence

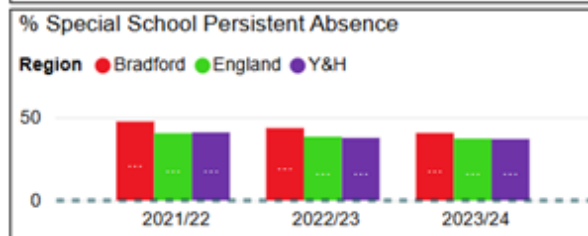
**28.3%**



Region	2021/22	2022/23	2023/24	YoY Diff
Bradford	22.1	21.2	18.5	-2.7
England	17.7	16.2	14.6	-1.6
Y&H	18.8	16.9	15.7	-1.2

2024/25 Unvalidated Primary Persistent Absence

**15.7%**



Region	2021/22	2022/23	2023/24	YoY Diff
Bradford	47.4	43.5	40.5	-3.0
England	40.4	38.3	37.2	-1.1
Y&H	40.9	37.6	36.9	-0.7

2024/25 Unvalidated Special Persistent Absence

**34.4%**

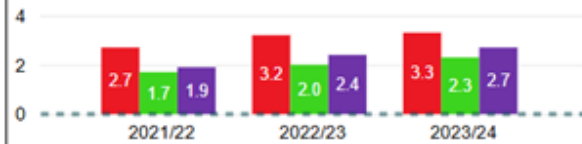
The decrease is also replicated for PA across Bradford's Primary, Secondary and Special Schools has continued this academic year.

In secondary schools, PA has decreased by 5.3%, in primary schools it has decreased by 2.8%, and in special schools, the decrease is 6.1%

# Severe Absence (SA) – Trends

% Total Severe Absence

Region ● Bradford ● England ● Y&H



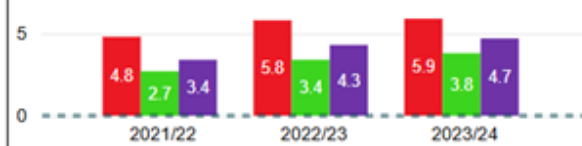
Region	2021/22	2022/23	2023/24	YoY Diff
Bradford	2.7	3.2	3.3	0.1
England	1.7	2.0	2.3	0.3
Y&H	1.9	2.4	2.7	0.3

2024/25 Unvalidated Total Severe Absence

2.9%

% Secondary School Severe Absence

Region ● Bradford ● England ● Y&H



Region	2021/22	2022/23	2023/24	YoY Diff
Bradford	4.8	5.8	5.9	0.1
England	2.7	3.4	3.8	0.4
Y&H	3.4	4.3	4.7	0.4

2024/25 Unvalidated Secondary Severe Absence

5.2%

% Primary School Severe Absence

Region ● Bradford ● England ● Y&H



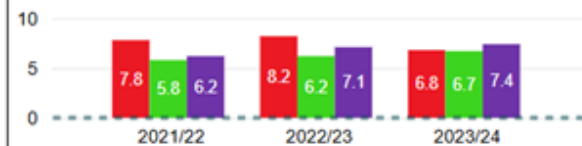
Region	2021/22	2022/23	2023/24	YoY Diff
Bradford	0.9	0.9	1.0	0.1
England	0.6	0.7	0.9	0.2
Y&H	0.7	0.8	0.9	0.1

2024/25 Unvalidated Primary Severe Absence

0.9%

% Special School Severe Absence

Region ● Bradford ● England ● Y&H



Region	2021/22	2022/23	2023/24	YoY Diff
Bradford	7.8	8.2	6.8	-1.4
England	5.8	6.2	6.7	0.5
Y&H	6.2	7.1	7.4	0.3

2024/25 Unvalidated Special Severe Absence

7.2%

The decrease is also replicated for SA across Bradford's Primary, Secondary and Special Schools has continued this academic year.

In secondary schools, SA has decreased by 0.7%, in primary schools it has decreased by 0.1%, and in special schools, SA has increased by 0.4%

The national trend around SA indicates an increase, so performance here is particularly encouraging.

# Impact of Eid on Absence

- There were two Eid celebrations in 2025, impacting attendance on the week commencing 31<sup>st</sup> March and week commencing 2<sup>nd</sup> June. Data below demonstrates impact for 31st March Eid.

Date	Secondary Absence Rate		Primary Absence Rate	
	Bradford	England	Bradford	England
31/03	45.7%	17.8%	28.1%	14.2%
01/04	41.4%	11.1%	27.6%	6.9%
02/04	13.7%	8.9%	7.1%	5.4%
03/04	12.7%	9.2%	6.8%	5.8%
04/04	15.4%	11.6%	8.3%	7.6%

50% absence on one day will reduce overall school absence **by 0.26% for the year.**

Eid takes place on a day set apart for religious observance by the Islamic faith. Pupils of this faith who are absent on this day should be recorded as **“R” – Authorised Absence due to Religious Observance**



# Minimising the impact of Eid:

- Schools and local authorities may seek to minimise the adverse effects of religious observance on a pupil's attendance and attainment by considering approaches such as:
- Setting term dates around days for religious observance;
- Working with local faith groups to develop guidance on absence for religious observance;
- Taking INSET days that coincide with religious observance days; and
- Providing individual support for pupils who miss sessions on days exclusively set apart for religious observance.

**How are you minimising the effects within your school or setting?**

# Year 11s – Post-exam coding

The Department for Education states:

- ***Schools are responsible for year 11 pupils until Friday 27 June. Attendance and absence must be marked using the appropriate code until this date.***
- ***Study leave for public examinations should not be granted by default after the exam syllabus is complete, and code S cannot be used after public exams have concluded.***

The local authority is unable to provide any additional guidance, given that the reasons for pupils being absent from school will be unique to both the school and the pupil.

Therefore, we would suggest that the usual decision-making process for recording attendance and absence is applied:

1. Is the child present or absent at the close of the register for that session?
2. If the child is absent, should the absence be categorised as authorised or unauthorised, or is the absence because of an unavoidable cause (Not applicable in this situation)
3. Which absence code would fit best within those available for the category of absence?

# School Attendance Focus Group

- Thank you to everyone who volunteered to take part.
- We are using the Knowledge Hub platform to help gather feedback about various topics, this week's topic is "Targeted Support Meetings."
- We will also conduct a small number of Teams Meeting to discuss specific issues
- This will help shape and influence our practice over the next academic year.

# View Your Education Data (VYED) and Monitor Your Schools Attendance

- Accessed via <https://services.signin.education.gov.uk/>
- Accounts are managed locally by either your school, MAT or LA.
- To gain access, “create a DfE Sign-in account”.
- Once you have access, you should be able to access data and reports similar to the ones listed here (This an LA View, MAT/School views will look different).
- Within Attendance Summary Reports you should now find “Similar Schools Comparison Report”

## Department for Education Sign-in

Department for Education (DfE) Sign-in is how schools and other education organisations access DfE online services.

To access DfE online services, you'll either need:

- an existing DfE Sign-in account.
- to [create a DfE Sign-in account](#) if you haven't used DfE Sign-in before.

### Monitor your school attendance

⌵ Hide

#### ▼ [Monitor your school attendance](#)

- [View school attendance data](#)  
View attendance data and insights for your local authority, pupil groups and individual pupils.
- [Attendance data downloads](#)  
Download a CSV file of year-to-date pupil level data up to the latest week. New files are added every Monday for the period up to the previous Friday.

#### ▼ [Your attendance summary reports](#)

- [Attendance summary reports](#)  
Download a Word document report of school attendance in your local authority. New files are added at the end of each half and full term.



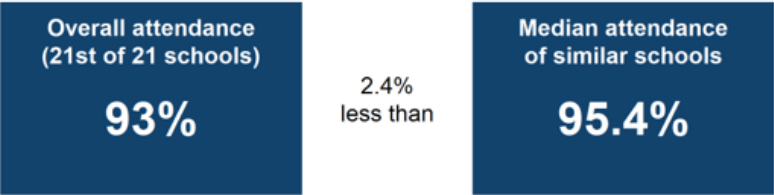
# Similar Schools Comparison Report

The report is a summary of your attendance for pupils in either years 1 to 6 or years 7 to 11 compared to 20 similar schools from the start of the academic year.

## Headline attendance and absence compared to similar schools

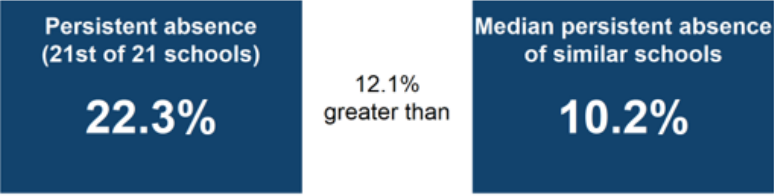
Overall attendance and persistent absence percentage for your school compared to 20 similar schools from the start of the academic year 2024 to 2025, up to Tuesday 08 April 2025.

### Overall school attendance



Your overall attendance is 93% which is 2.4% less than the median attendance of similar schools. You are ranked 21st of 21 schools for attendance - meaning 0 similar schools have a lower overall attendance than your school.

### Persistent Absence

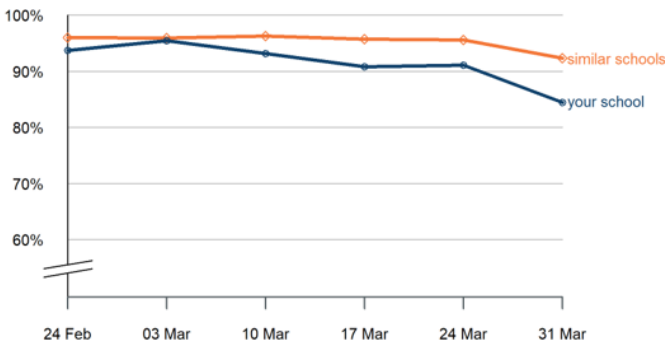


Your persistent absence is 22.3% which is 12.1% greater than the median attendance of similar schools. You are ranked 21st of 21 schools for persistent absence - meaning 0 similar schools have a higher rate of persistent absence than your school.

## Overall school attendance

### Weekly attendance comparison for the second half of the spring term 2024 to 2025

Figure 1: Overall attendance percentage for years 1 to 6 in your school compared to the median of your similar schools. Data is broken down by week, from Monday 24 February 2025 up to Tuesday 08 April 2025.

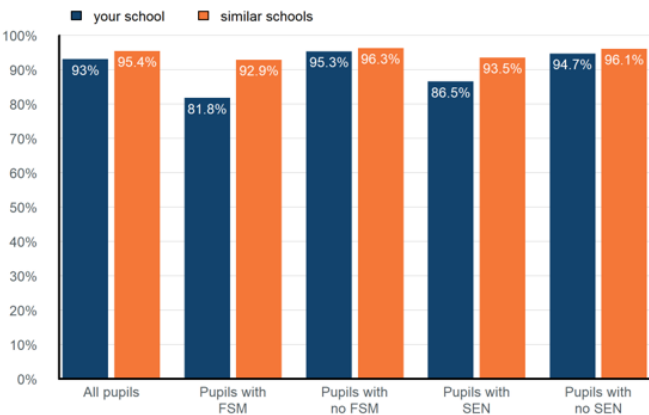


### Graph alternative: table of weekly attendance for the second half of the spring term 2024 to 2025

Week start date	Attendance	Similar schools' median attendance
24/02/2025	93.8%	96%
03/03/2025	95.4%	95.9%
10/03/2025	93.2%	96.3%
17/03/2025	90.8%	95.8%
24/03/2025	91.1%	95.6%
31/03/2025	84.5%	92.3%

## Attendance by pupil group

Figure 2: Bar chart showing attendance percentage for different pupil groups compared to 20 similar schools. Results are based on your pupils with free school meals (FSM) and special educational needs (SEN) support from the start of the academic year 2024 to 2025, up to Tuesday 08 April 2025.



### Graph alternative: table of attendance by pupil groups from the start of the academic year 2024 to 2025, up to Tuesday 08 April 2025.

Pupil group	Your Attendance	Similar schools' median attendance
All pupils	93%	95.4%
Pupils with FSM	81.8%	92.9%
Pupils with no FSM	95.3%	96.3%
Pupils with SEN	86.5%	93.5%
Pupils with no SEN	94.7%	96.1%

# Similar Schools Comparison Report

## Areas of relative strength

By comparing your attendance data with similar schools' from the start of the academic year 2024 to 2025 up to Tuesday 08 April 2025, we have identified 3 areas where your school is performing comparatively well.

1. Your year 2 attendance was **95.9%**, which is more than 12 out of 20 similar schools. You also had fewer persistently absent pupils in year 2 than 16 out of 20 similar schools.
2. Your year 4 attendance was **94.8%**, which is more than 6 out of 19 similar schools. Some comparisons with similar schools were not possible because that school did not have this year group, or only reported data for a small number of pupils in this year.
3. Your attendance on Wednesday afternoons was **94.7%**, which is higher than 3 out of 20 similar schools.

## Areas to focus on

We have identified three areas where similar schools' have managed to achieve a higher attendance rate. If you can match their achievements in these three areas, then your overall attendance rate would increase from **93%** to **98%** and the proportion of your pupils who are persistently absent would drop from **22.3%** to **13.7%**.

1. The attendance of your pupils eligible for free school meals was **81.8%**, which is lower than at least a quarter of many similar schools. If you increased attendance for pupils eligible for free school meals to **93.5%**, then your overall attendance would increase by **2.08** percentage points and your overall persistent absence percentage would drop by **4.57** percentage points.
2. The attendance of your pupils with special educational needs was **86.5%**, which is lower than at least a quarter of many similar schools. If you increased attendance for pupils with special educational needs to **94.7%**, then your overall attendance would increase by **1.69** percentage points and your overall persistent absence percentage would drop by **3.43** percentage points.
3. Your year 6 attendance was **88.5%**, which is lower than at least a quarter of similar schools. If you increased it to **96.4%**, then your overall attendance would go up by **1.22** percentage points and your overall persistent absence percentage would drop by **1.71** percentage points.

## Similar schools

We have chosen 20 schools like yours in the following ways.

They have a similar:

- proportion of pupils eligible for free school meals (FSM)
- proportion of pupils with special educational needs (SEN) support and proportion of pupils with 'social, emotional and mental health' needs as their primary SEN type
- amount of deprivation affecting their pupils, measured by the [Income Deprivation Affecting Children Index \(IDACI\)](#).
- geographical region as your school and a similar urban/rural classification
- proportion of pupils with English as an additional language (EAL)
- funding amount per pupil to your school

We use 20 comparison schools to ensure that we have enough to make a meaningful comparison without having so many that some of them are less like your school.

We cannot guarantee that all 20 of your similar schools will be in the same region as you. We may include schools from other regions if they match your school on other criteria.



# Reminder: Admissions Register Guidance

- Schools must enter pupils' names on the admission register on the first day that the school and a person with control of the pupil's attendance have agreed that the pupil will attend the school.
- If no date has been agreed or notified, the pupil's name must be entered on the first day they attend the school.
- Names must be added before or at the beginning of the first session on that day.
- Most school admissions involve the school or admission authority offering a place to the parent of the prospective pupil or, in the case of admission to sixth form, the prospective pupil.
- **An offer of a place is not an agreement.**
- Before a pupil can be registered at a school the parent (or prospective pupil) must have accepted the offer, either by agreeing the starting day in advance or the pupil attending the school on that day.

# Reminder: New Year 7 / Reception Pupils

1. All children who arrive at their new allocated school in September should be admitted onto the Admissions and Attendance Rolls automatically.
2. All children who fail to arrive, but whose parents have informed the school that they wish to accept the offer of a place should be placed on roll automatically – poor attendance procedures should then be followed, and their non-attendance escalated via the Staged Intervention Approach to Poor Attendance if necessary.
3. Children who do not arrive at their allocated secondary school, AND have not notified the school that they wish to accept a place, should not be placed on roll until either...
  - a) The school conducts reasonable enquiries (such as home visits, contacting previous school, family members, emergency contacts etc) and the **child finally arrives at the school and can then be placed on the school roll from the first date of attendance** OR
  - b) The school conducts reasonable enquiries, and the school ascertains that the **family are refusing to send their child to the allocated school**, in which case the LA Prosecution Team must be informed via [attlegal@bradford.gov.uk](mailto:attlegal@bradford.gov.uk) , and **a place must be held by the school for the child** whilst enquiries are ongoing and a School Attendance Order considered, OR
  - c) The school conducts reasonable enquiries, and the **family cannot be found, at which point a Joint Enquiries Referral is made**. The Education Access team will undertake their enquiries and once the school and LA can agree that **joint reasonable enquiries have failed to ascertain where the pupil is, it will be agreed that the place is no longer needed**.