

Early Year's Development in Bradford (EYDiB)

An approach to working smarter in Early Years

The following link was shared with providers and sets the scene for community responsibilities

<http://developingchild.harvard.edu/resources/building-adult-capabilities-to-improve-child-outcomes-a-theory-of-change/>

Building on

Over the past year a group of Early Years providers have been considering how we can address our children's needs earlier. It is the belief that by 5 it is too late. In the main the group have worked with an IT expert to devise a means to capture children's learning, which will be aligned with opportunities to bring early year's providers to address the Council priority to give all children a "great start".

The base of work has taken account of the Local Authority 4 behaviours

Being positive

Engaging

Taking responsibility

More flexibility

What will be happening ?

Early Years Development in Bradford (EYDiB) will develop **professional assessment dialogues** to build a picture of children's learning and development across the Bradford District through

- Child-minder forums
- Early Years Leader's briefings (EYLB)
- Learning conversations. Opportunities to work with colleagues across the District to secure an accurate understanding and agree the assessment of children's learning and development.
These will take place termly and will be advertised through BSO/EDMODO. All practitioners in early years are welcome and will need to register.
- Collating a picture of development across the Bradford District using the Ages and Stages assessment tool by the provider accessing BSO through level 1 login.

Ages and Stages assessment tool

Accessing the ages and stages assessment tool via BSO to record and analyse children’s learning.

The Ages and Stages assessment tool allows early years providers to quickly identify which children require additional learning support. It opens up discussions between the key person and the leader; to quality assure the data before speaking to the parents/carer of the child. By allowing providers to establish early identification of children’s needs more quickly, the children will receive the support they need to fulfil their learning potential.

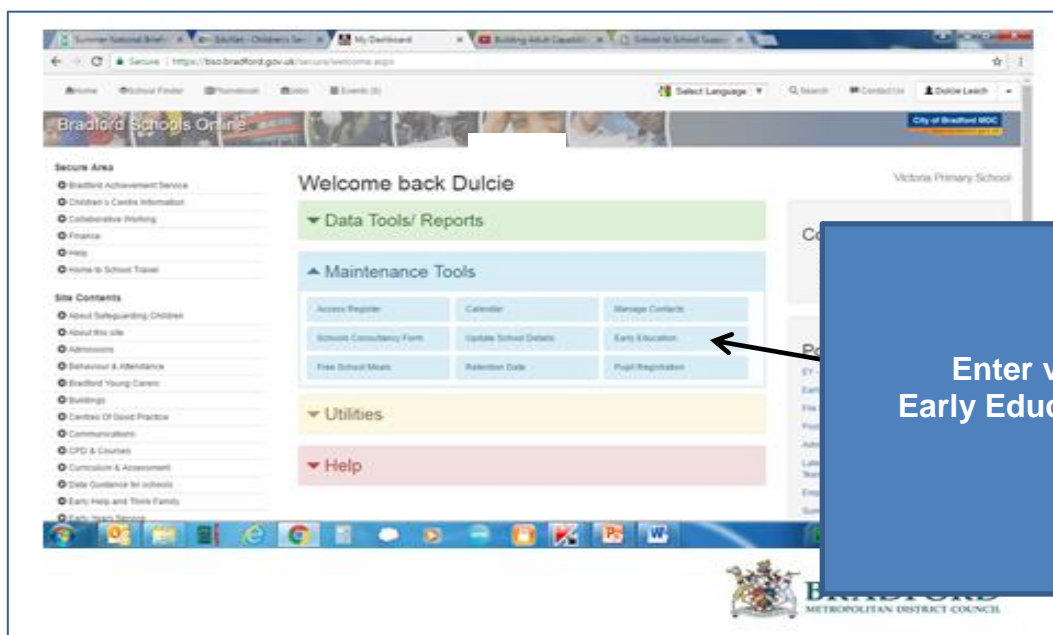
The tool will:

- assess children against their chronological age
- instantly shows where a child is developing (working at typical development, above, below and well below – for all 4 SEND ranges)
- collect assessment data every term.
- demonstrate progress for individuals, groups and cohorts
- produce reports for individuals, groups and cohorts
- help to identify areas of strength and weakness and where to focus future areas of work

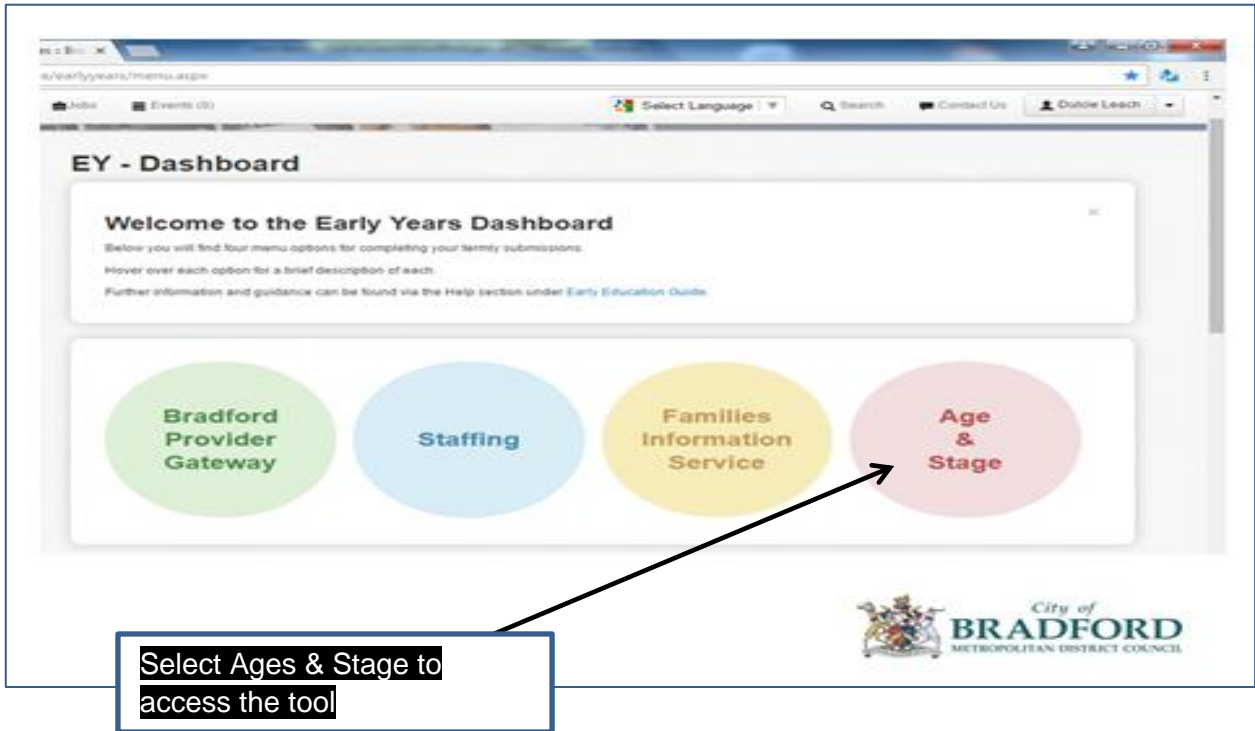
The following pages provide guidance for using the assessment tool

1.Log into BSO

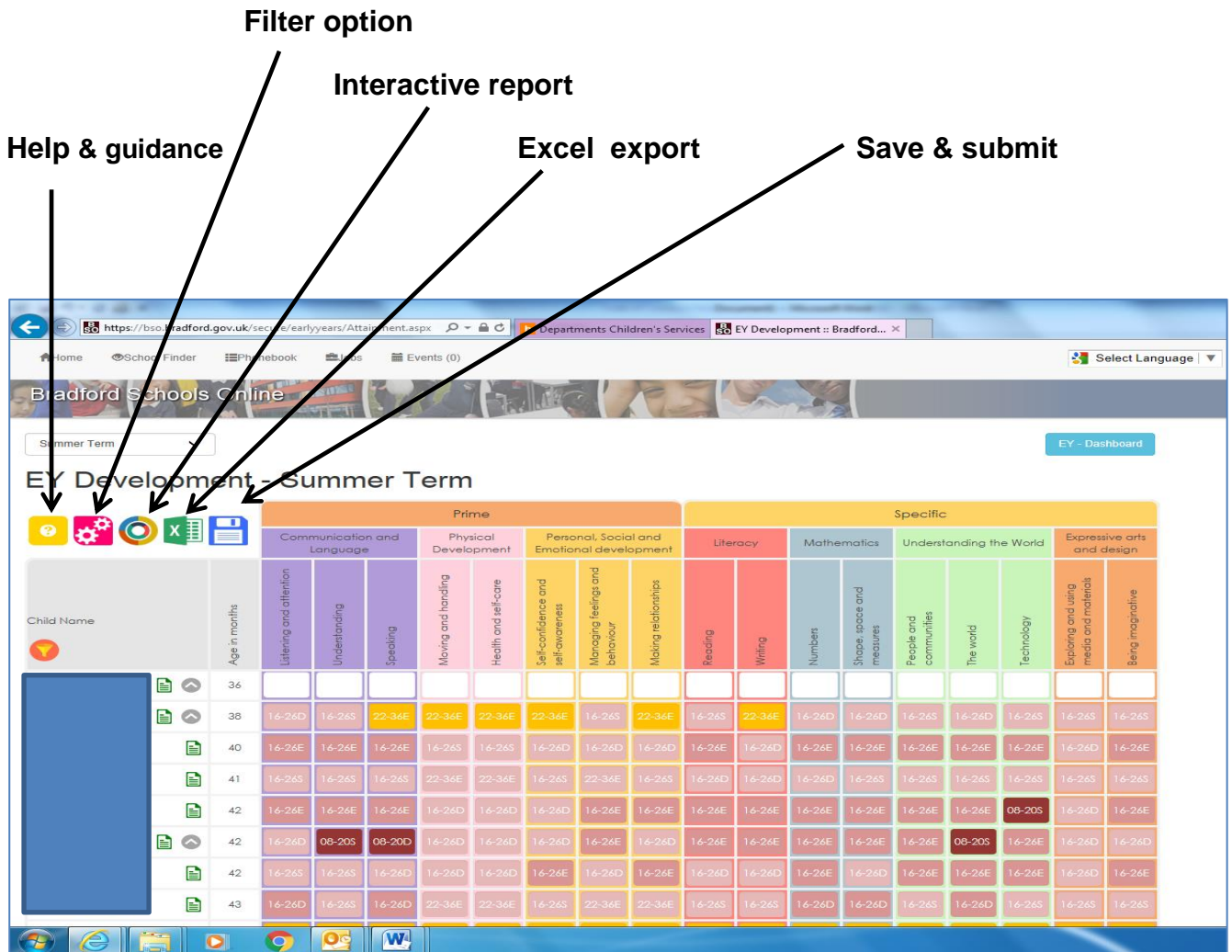
2.Select Maintenance Tools from the opening menu



3. EY dashboard



The icons on the screen are interactive and perform various functions before, during and after submitting data.



Filter option

Interactive report

Help & guidance

Excel export

Save & submit

EY Development - Summer Term

Child Name	Age in months	Prime									Specific							
		Communication and Language			Physical Development		Personal, Social and Emotional development				Literacy		Mathematics		Understanding the World		Expressive arts and design	
		Listening and attention	Understanding	Speaking	Moving and handling	Health and self-care	Self-confidence and self-awareness	Managing feelings and behaviour	Making relationships	Reading	Writing	Numbers	Shape, space and measures	People and communities	The world	Technology	Exploring and using media and materials	Being imaginative
	36																	
	38	16-26D	16-26S	22-36E	22-36E	22-36E	22-36E	16-26S	22-36E	16-26S	22-36E	16-26D	16-26D	16-26S	16-26D	16-26S	16-26S	16-26S
	40	16-26E	16-26E	16-26E	16-26S	16-26S	16-26D	16-26D	16-26D	16-26E	16-26D	16-26E	16-26E	16-26E	16-26E	16-26E	16-26D	16-26E
	41	16-26S	16-26S	16-26S	22-36E	22-36E	16-26S	22-36E	16-26S	16-26D	16-26D	16-26S	16-26S	16-26S	16-26S	16-26S	16-26S	16-26S
	42	16-26E	16-26E	16-26E	16-26D	16-26D	16-26D	16-26E	16-26E	16-26E	16-26E	16-26E	16-26E	16-26E	16-26E	08-20S	16-26D	16-26E
	42	16-26D	08-20S	08-20D	16-26D	16-26D	16-26D	16-26E	16-26D	16-26E	16-26E	16-26E	16-26E	16-26E	08-20S	16-26E	16-26D	16-26D
	42	16-26S	16-26S	16-26D	16-26D	16-26D	16-26E	16-26D	16-26E	16-26D	16-26D	16-26E	16-26D	16-26E	16-26E	16-26E	16-26D	16-26E
	43	16-26D	16-26S	16-26D	22-36E	22-36E	16-26S	22-36E	22-36E	16-26S	16-26S	16-26D	16-26D	16-26S	16-26D	16-26S	16-26S	16-26S

Using the tool

1. Help & guidance materials



Click on this icon to download information before starting to use the software

A copy of the information can be printed or downloaded by right clicking the mouse anywhere on the table.

2. Children will be listed on the opening screen.

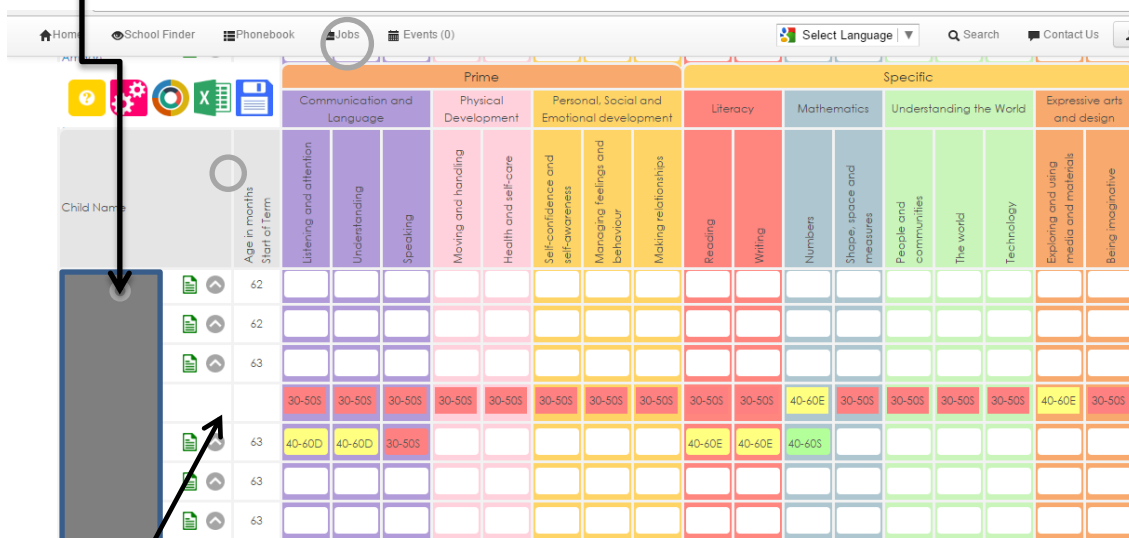
Alongside their name will be the child's chronological age calculated for the end of the term selected.

Note: these will be children who are already in receipt of funding. When new claims are made these children will be added to the system.

Hot tip!!

Hover the mouse over the child's name to view information about the child

(DOB, start date, pupil number and gender)




Child Name	Age in months Start of Term	Prime									Specific							
		Communication and Language			Physical Development		Personal, Social and Emotional development				Literacy		Mathematics		Understanding the World		Expressive arts and design	
		Listening and attention	Understanding	Speaking	Moving and handling	Health and self-care	Self-confidence and self-awareness	Managing feelings and behaviour	Making relationships	Reading	Writing	Numbers	Shape, space and measures	People and communities	The world	Technology	Exploring and using media and materials	Being imaginative
	62																	
	62																	
	63																	
	63	30-50S	30-50S	30-50S	30-50S	30-50S	30-50S	30-50S	30-50S	30-50S	30-50S	40-60E	30-50S	30-50S	30-50S	30-50S	40-60E	30-50S
	63	40-60D	40-60D	30-50S						40-60E	40-60E	40-60S						
	63																	
	63																	

Inverted **v** indicates previous assessment data has been recorded for the child. When the **v** is selected the previous assessment will be appear in a row above the child's name.

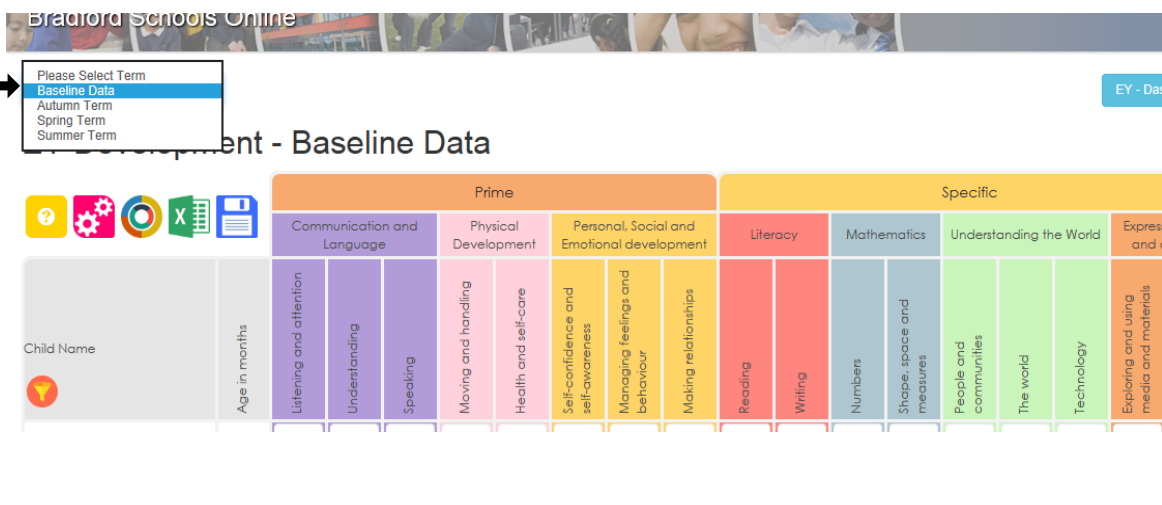
3. Set filters (if required)



These can be set to any individual preference e.g. key person/teacher, room groups, cohorts etc. .

When these have been set this symbol  will appear above the list of children. Clicking this will show the filter groups and allow these to be selected for reporting.

4. Select the submission point



The screenshot shows the 'Bradford Schools Online' interface. A dropdown menu is open, showing options: 'Please Select Term', 'Baseline Data', 'Autumn Term', 'Spring Term', and 'Summer Term'. Below the menu is a grid for 'Baseline Data'. The grid has columns for 'Prime' (Communication and Language, Physical Development, Personal, Social and Emotional development) and 'Specific' (Literacy, Mathematics, Understanding the World, Express and c). The rows include 'Child Name', 'Age in months', and various sub-categories like 'Listening and attention', 'Understanding', 'Speaking', 'Moving and handling', 'Health and self-care', 'Self-confidence and self-awareness', 'Managing feelings and behaviour', 'Making relationships', 'Reading', 'Writing', 'Numbers', 'Shape, space and measures', 'People and communities', 'The world', 'Technology', and 'Exploring and using media and materials'.

Drop the menu at the side of **Please select term** to identify the period for the assessment. The entry can be submitted at any time during the term.

Note: Only one entry per term is permissible unless it is a baseline and a second one can be recorded at another time later in the term.

5. Submit to save entered data



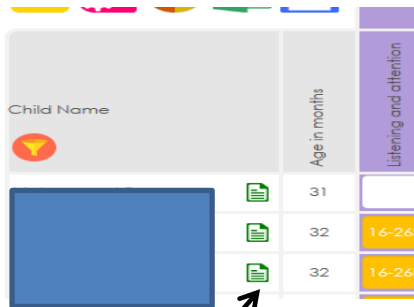
Select this icon and it will save the submitted assessment to the secure area.

Always check the data is an accurate record prior to submission as it cannot be amended without technical support.

6. Reports

These are available to access as soon as the data has been submitted.

Children's individual reports



Select the green icon at the side of the child's name to download and print their individual report. This will export a copy to be saved or printed accordance to preference. Further work is taking place to allow these to be batch downloaded. Information will be available when this has been completed.

The child's report will grow over the year and can be shared with parents/carers on a regular basis. Chart 1 shows 4 submissions and Chart 2 demonstrate progress across the year.

Early Years Individual Attainment																
City of BRADFORD METROPOLITAN DISTRICT COUNCIL																
Surname:		DOB:		Gender:		Age in Months:		Ethnicity:								
Forename:		22/08/2012		Female		52		APK								
Communication and Language			Physical			Personal, Social and Emotional Development			Literacy		Mathematics		Understanding The World		Expressive Arts and Design	
Listening and Attention			Moving and Handling			Self Confidence and Self Awareness			Reading		Numbers		The World		Being Imaginative	
Understanding			Health and Self Care			Managing Feelings and Behaviour			Writing		Shapes, Space and Measures		Technology		Exploring and Using Media and Materials	
Speaking			Self Awareness and Self Care			Making Relationships					People and Communities		Exploring and Using Media and Materials			
Baseline Data	22-365	22-365	22-365	30-508	30-508	22-365	22-365	22-365	22-365	22-365	22-365	22-365	22-365	22-365	22-365	22-365
Autumn Term	22-365	22-365	22-365	30-508	30-508	30-508	30-508	30-508	22-365	22-365	22-365	22-365	22-365	22-365	22-365	22-365
Spring Term	30-508	30-508	30-508	40-60E	40-60E	40-60E	40-60E	40-60E	30-508	30-508	30-508	30-508	30-508	30-508	30-508	40-60E
Summer Term	50-70ELG	50-70ELG	50-70ELG	50-70ELG	50-70ELG	50-70ELG	50-70ELG	50-70ELG	40-60E	40-60E	40-60E	50-70ELG	50-70ELG	50-70ELG	50-70ELG	50-70ELG

Chart 1

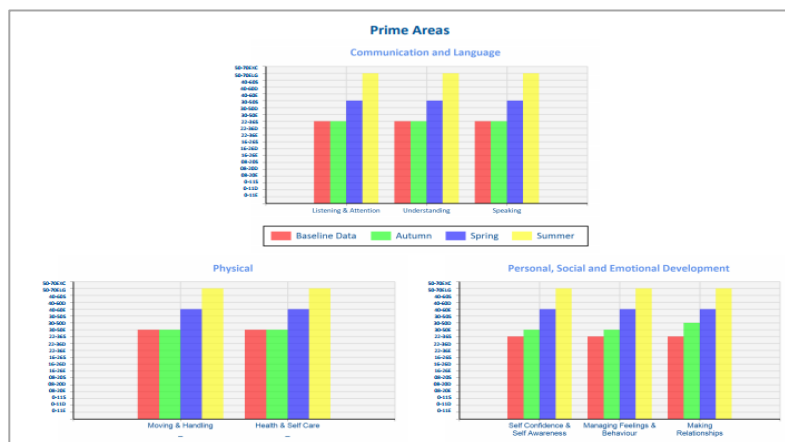



Chart 2

The interactive reporting


Hot tip

Using the filter facility will allow interactive reports to be analysed for the filtered groups in addition to those for all children.

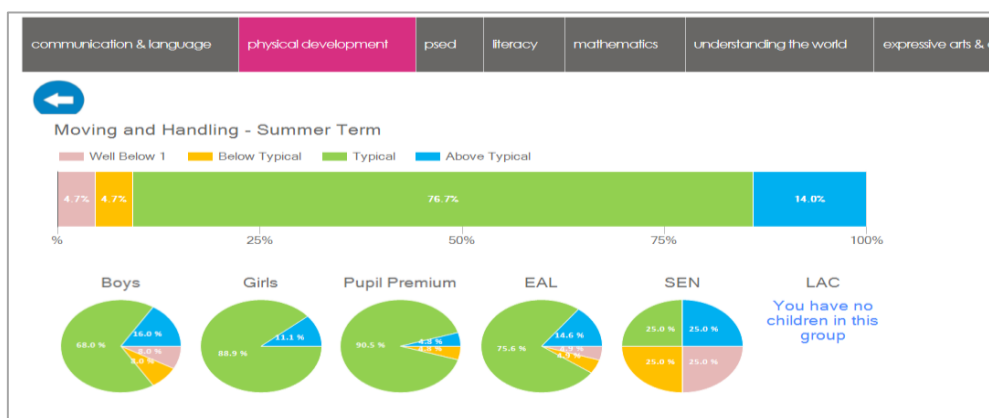
Before accessing the interactive reports check the filter setting  under child's name to choose a group for the analysis.



Select icon to open the reporting charts



- Click on an area of learning and a bar chart will display the proportion of children operating at well below (for all 4 SEND ranges), below typical, typical and above typical developmental levels in the aspects of that area of learning.
- Select one of the bars and it will reveal a set of pie charts. These will report the developmental levels of different groups of children.




- Click any segment of the pie charts and it will list the children in each level of development.
- All these can be printed and are saved on the system.

Excel export report

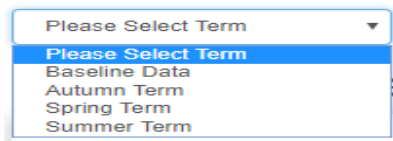


It is recommended that a report is exported and saved to a trusted system after each submission. These reports can be exported against the filtered group provided these are selected prior to

exporting using the filter  menu.



If a report for a specific term is required change the term in the drop menu



After exporting non-funded children maybe be added to the exported list.

Please forward feedback to early.learning@Bradford.gov.uk
If there are any technical issues report these to IMT team.