

Multi-Sensory Literacy



Assessment Pack

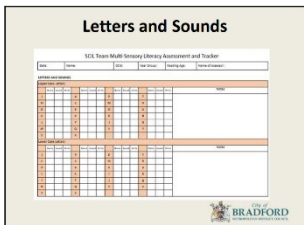
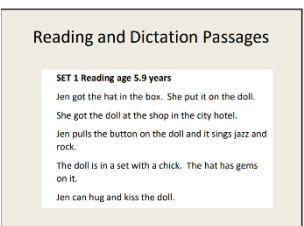
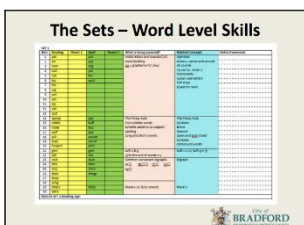


Contents

Multi-Sensory Literacy Assessment Guide	3
Multi-Sensory Literacy Assessment and Tracker	4
Letter Reading Cards.....	10
Pupil Letter Sheet.	12
Reading/Dictation Assessment Passages Overview.....	13
Reading Passage Cards	15
Reading/Dictation Mark Sheet	20
Word Reading Cards	25
Spelling Lists: Set 1-5	30
Pupil Spelling Sheet.....	31
High Frequency Word Tracker	32
High Frequency Word Reading Cards	34

Multi-Sensory Literacy Assessment Guide

Key Information

- The assessment should be completed in this order.
- Complete fluency is needed to be able to mark something as correct.
- Discontinue any part of the assessment after 5 errors, **except the initial letter and sounds assessment**.
- Break up the assessment as needed for the pupil; it does not all have to be done in one go.

1.	 <p>The image shows a 'Letters and Sounds' assessment sheet from the SCIL Team Multi-Sensory Literacy Assessment and Tracker. It includes a header with fields for Name, Date, and Teacher. Below this is a large grid for recording letter names and sounds for both upper and lower case letters. The grid is divided into sections for 'Letter Names' and 'Letter Sounds'.</p>	Complete the letters and sounds assessment. The pupil should say the letter names and letter sounds for both upper and lower case letters fluently. You can say all the names first then all the sounds or vice-versa rather than saying the name and then the sound for each letter. Finally, ask the pupil to write the upper and lower case letters on the pupil letter sheet from either a sound or letter name prompt.
2.	 <p>The image shows a 'Reading and Dictation Passages' assessment sheet. It includes a section for 'SET 1 Reading age 5.9 years' with a short story about a girl named Jen. The text of the story is: 'Jen got the hat in the box. She put it on the doll. She got the doll at the shop in the city hotel. Jen pulls the button on the doll and it sings jazz and rock. The doll is in a set with a chick. The hat has gems on it. Jen can hug and kiss the doll.'</p>	The pupil reads the SET 1 passage and completes the SET 1 dictation. You should stop the reading or dictation when the pupil has made 5 errors. If the pupil completes both the dictation and reading passages with 2 or less errors, move on to the next set. Use the Reading/Dictation passages mark sheet to analyse reading and dictation errors.
3.	 <p>The image shows a 'The Sets – Word Level Skills' assessment sheet. It includes a table with columns for 'Set', 'Word', 'Pupil's Word', 'Pupil's Sound', and 'Pupil's Letter'. The table is divided into sections for 'Set 1', 'Set 2', 'Set 3', and 'Set 4'. The words listed are: 'hat', 'box', 'doll', 'shop', 'button', 'sings', 'jazz', 'rock', 'chick', 'gems', 'hug', 'kiss'.</p>	Use the results from the Reading and Dictation Passages to determine the starting point for the word level skills assessment. For reading assess the set where more than 2 errors were made. using the pupil word reading card. There is a pupil word reading card for each set. Words should be read with fluency and automaticity. Note hesitations and errors. Discontinue after five errors.
4.	 <p>The image shows a 'The Sets – Word Level Skills' assessment sheet, identical to the one in step 3. It includes a table with columns for 'Set', 'Word', 'Pupil's Word', 'Pupil's Sound', and 'Pupil's Letter'. The table is divided into sections for 'Set 1', 'Set 2', 'Set 3', and 'Set 4'. The words listed are: 'hat', 'box', 'doll', 'shop', 'button', 'sings', 'jazz', 'rock', 'chick', 'gems', 'hug', 'kiss'.</p>	For spelling assess the set where more than 2 errors were made on the dictation passage. The spellings for each set are on the spelling lists document. There is a spelling sheet for the pupil to write on. Discontinue after five errors.
5.	 <p>The image shows a 'High Frequency Words' assessment sheet. It includes a table with columns for 'Set', 'Word', 'Pupil's Word', 'Pupil's Sound', and 'Pupil's Letter'. The table is divided into sections for 'Set 1', 'Set 2', 'Set 3', and 'Set 4'. The words listed are: 'hat', 'box', 'doll', 'shop', 'button', 'sings', 'jazz', 'rock', 'chick', 'gems', 'hug', 'kiss'.</p>	The high-frequency words are ordered by set, however, you will need to make sure that the pupil can read and spell any irregular words from sets that are assessed as secure. This should be done whilst teaching the programme. There is no need to assess this before starting the programme

Multi-Sensory Literacy Assessment and Tracker

Date:	Name:	DOB:	Year Group:	Reading Age:	Name of Assessor:
-------	-------	------	-------------	--------------	-------------------

LETTERS AND SOUNDS

Upper Case Letters																
	Name	Sound	Write		Name	Sound	Write		Name	Sound	Write		Name	Sound	Write	Notes
I				A				P				T				
N				S				M				H				
D				E				O				U				
C				K				R				B				
L				F				J				G				
W				Q				V				Y				
Z				X												
Lower Case Letters																
	Name	Sound	Write		Name	Sound	Write		Name	Sound	Write		Name	Sound	Write	Notes
i				a				p				t				
n				s				m				h				
d				e				o				u				
c				k				r				b				
l				f				j				g				
w				q				v				y				
z				x												

SET 1

Item	Reading	Fluent V	Spell	Fluent V	What is being assessed?	Related Concepts	Notes/Comments	
1.	pat		put		Initial letters and sounds/CVC word building qu = grapheme for /kw/	Alphabet Letters, names and sounds 44 sounds Vowel inc. letter y Consonants Breve Macron Upper case letters Full stops Question mark		
2.	sin		sad					
3.	hem		cog					
4.	cod		yes					
5.	rub		fox					
6.	kip		quid					
7.	fox							
8.	jug							
9.	win							
10.	yet							
11.	zip							
12.	van							
13.	quit							
14.	laptop		jazz		The Flossy Rule Two syllable words Syllable patterns to support spelling Long and short vowels	The Flossy Rule Syllables Open and closed Syllables Compound words		
15.	rabbit		buff					
16.	hotel		kiss					
17.	cuff		doll					
18.	will		sunset					
19.	buzz		carrot					
20.	fusspot		pilot					
21.	gem		gem		soft c & g /i/at the end of words = y	Soft c = /s/ Soft g = /j/		
22.	cell		city					
23.	rock		duck		Common consonant digraphs ck□ th□□ ch□ sh□ ng□	Digraph		
24.	thin		then					
25.	chip		chick					
26.	then		things					
27.	shop							
28.	wing							
29.	chaps		ships		Plural s /s/ &/z/ sounds		Plural s	
30.	dens							
END OF SET 1 Reading Age:								

SET 2

Item	Reading	Fluent v	Spell	Fluent v	What is being assessed?	Related Concepts	Notes/Comments
1.	spins		span		Consonant Blends Blends at the beginning of words	Blends sc or sk rule Consonants Syllables Comma Exclamation mark Speech marks	
2.	glam		drop				
3.	scan		skin				
4.	plan		skill				
5.	frizz		scan				
6.	drip						
7.	swim						
8.	flatpack						
9.	handbag		twist		Blends at the middle/end of words		
10.	shelf		chimp				
11.	milk		slick				
12.	stink		gift				
13.	chant		helpdesk				
14.	left		sandpit				
15.	clamp						
16.	lunch						
17.	texted		stopped		Suffix ed Suffix es Suffix ing Suffix er Suffix est	Suffix add rule Suffix double rule Suffix ed Suffix es Contraction	
18.	hopped		waxed				
19.	chanting		milking				
20.	stopping		blotting				
21.	dishes		wishes				
22.	misses		losses				
23.	bigger		hotter				
24.	happier		silliest				
25.	fastest						
26.	saddest						
END OF SET 2 Reading Age:							

SET 3

Item	Reading	Fluent v	Spell	Fluent v	What is being assessed?	Related Concepts	Notes/Comments
1.	when		which		More consonant digraphs and common vowel digraphs wh = /w/ ☐ all = /ôrl/ ☐ ai = /ā/ ☐ ee = /ē/ ☐ oo = /ōo/ ☐ oa = /õ/ ☐ igh = /ī/ ☐ oo = /ü/ ☐ ar = /ar/ ☐ or = /or/ ☐ ur = /er/ ☐ ow = /ow/ ☐ ow = /õ/ ☐ oi = /oy/ ☐ ear = /ear/ ☐ air = /air/ ☐ ure = /ure/ ☐ er = /er/ ☐ ear = /air/ ☐ oy = /oy/ ☐ ea = /ě/ ☐ ea = /ë/ ☐ ea = /ā/ ☐ i-e = /ī/ ☐ a-e = /ā/ ☐ o-e = /õ/ ☐ u-e = /ū/ ☐ u-e = /oo/ ☐ e-e = /ē/ ☐ ve = /v/ ☐	<div>Question mark</div> <div>Vowel</div> <div>Breve</div> <div>Macron</div> <div>Wh words</div> <div>/v/ sound end of words</div> <div>Possessive apostrophe</div> <div>Syllables</div>	
2.	tall		ball				
3.	snail		trail				
4.	seen		between				
5.	spoon		moon				
6.	float		coat				
7.	high		sight				
8.	book		shook				
9.	start		cart				
10.	born		torn				
11.	turn		churn				
12.	cow		how				
13.	snow		flow				
14.	coin		boil				
15.	hear		fear				
16.	fair		stairs				
17.	picture		capture				
18.	flower		shower				
19.	bear		pear				
20.	toy		ahoy				
21.	sea		mean				
22.	bread		thread				
23.	great		break				
24.	bike		hike				
25.	cake		flake				
26.	stone		bone				
27.	cube		tube				
28.	flute		mute				
29.	these		theme				
30.	love		give				

END OF SET 3 Reading Age:

SET 4

Item	Reading	Fluent v	Spell	Fluent v	What is being assessed?	Related Concepts	Notes/Comments
1.	lamb		limb		silent letters & more digraphs	Silent letters I before E Words ending in /j/ rule	
2.	gnome		gnash		mb = /m/ <input type="checkbox"/> wr = /r/ <input type="checkbox"/>		
3.	wrong		write		gn = /n/ <input type="checkbox"/> kn = /n/ <input type="checkbox"/>		
4.	knit		knee		ay = /ā/ <input type="checkbox"/> aw = /or/ <input type="checkbox"/>		
5.	play		clay		or = /er/ <input type="checkbox"/> ar = /or/ <input type="checkbox"/>		
6.	claw		paw		wa = /wǒ/ <input type="checkbox"/> ph = /f/ <input type="checkbox"/>		
7.	world		work		y-e = /ī/ <input type="checkbox"/> ge = /j/ <input type="checkbox"/>		
8.	war		warm		dge = /j/ <input type="checkbox"/> au = /or/ <input type="checkbox"/>		
9.	wand		want		augh = /af/ <input type="checkbox"/> ou = /ow/ <input type="checkbox"/>		
10.	phone		graph		ie = /ē/ <input type="checkbox"/> ie - /ī/ <input type="checkbox"/>		
11.	tyre		type		ew = /oo/ <input type="checkbox"/> ew = /ū/ <input type="checkbox"/>		
12.	cage		cringe		our = /or/ <input type="checkbox"/> ir = /er/ <input type="checkbox"/>		
13.	ridge		bridge		oe = /ō/ <input type="checkbox"/> ei - /ē/ <input type="checkbox"/>		
14.	haunt		pause		ei = /ā/ <input type="checkbox"/> ch = /k/ <input type="checkbox"/>		
15.	laugh		draught		ch = /sh/ <input type="checkbox"/> ey = /ē/ <input type="checkbox"/>		
16.	cloud		proud		ey = /ā/ <input type="checkbox"/> eigh = /ā/ <input type="checkbox"/>		
17.	field		chief				
18.	pie		tied				
19.	chew		brew				
20.	few		stew				
21.	four		pour				
22.	bird		firm				
23.	toe		foe				
24.	ceiling		seize				
25.	vein		feign				
26.	chemist		echo				
27.	chef		machine				
28.	money		donkey				
29.	grey		prey				
30.	eight		freight				
END OF SET 4 Reading Age:							

SET 5

Item	Reading	Fluent v	Spell	Fluent v	What is being assessed?	Related Concepts	Notes/Comments
1.	fruit		juice		ui = /oo/ <input type="checkbox"/>		
2.	walk		chalk		alk = /or/k <input type="checkbox"/> alf = /ar/f <input type="checkbox"/>		
3.	half		calf		ce = /s/ <input type="checkbox"/> se = /s/ <input type="checkbox"/>		
4.	chance		dance		ble <input type="checkbox"/> ple <input type="checkbox"/>		
5.	tense		dense		fle <input type="checkbox"/> dle <input type="checkbox"/>		
6.	table		bible		kle <input type="checkbox"/> zle <input type="checkbox"/>		
7.	apple		dripping		tch = /ch/ <input type="checkbox"/> Tion = /sh'n/ <input type="checkbox"/>		
8.	staple		simple		sion = /sh'n/ <input type="checkbox"/> cian = /sh'n/ <input type="checkbox"/>		
9.	trifle		baffle		ough = /ō/ <input type="checkbox"/> ough = /ō/ <input type="checkbox"/>		
10.	candle		paddle		ough = /oo/ <input type="checkbox"/> ough = /ow/ <input type="checkbox"/>		
11.	ankle		tickle		ough = /or/ <input type="checkbox"/> augh = /or/ <input type="checkbox"/>		
12.	puzzle		nozzle		sc = /s/ <input type="checkbox"/>		
13.	watch		batch				
14.	station		potion				
15.	division		mansion				
16.	mission		admission				
17.	musician		optician				
18.	cough		trough				
19.	dough		though				
20.	through		through				
21.	plough		drought				
22.	fought		ought				
23.	naughty		haughty				
24.	scent		ascend				
25.	science		scene				
END OF SET 5 Reading Age:							

Letter Reading Cards

LETTERS AND SOUNDS CARDS - UPPERCASE

Say the letter sound and the name

I	A	P	T	N	S	M
H	D	E	O	U	C	K
R	B	L	F	J	G	W
Q	V	Y	Z	X		

LETTERS AND SOUNDS CARDS - LOWERCASE

Say the letter sound and the name

i	a	p	t	n	s	m
h	d	e	o	u	c	k
r	b	l	f	j	g	w
q	v	y	z	x		

Pupil Letter Sheet.

Upper Case (from the letter name or sound prompt)	Lower Case (from the letter name or sound prompt)
1.	1.
2.	2.
3.	3.
4.	4.
5.	5.
6.	6.
7.	7.
8.	8.
9.	9.
10.	10.
11.	11.
12.	12.
13.	13.
14.	14.
15.	15.
16.	16.
17.	17.
18.	18.
19.	19.
20.	20.
21.	21.
22.	22.
23.	23.
24.	24.
25.	25.
26.	26.

Reading/Dictation Assessment Passages Overview

SET 1 Reading age 5.9 years

Jen got the hat in the box. She put it on the doll.

She got the doll at the shop in the city hotel.

Jen pulls the button on the doll and it sings jazz and rock.

The doll is in a set with a chick. The hat has gems on it.

Jen can hug and kiss the doll.

SET 2 Reading age: 6.8 years

Gran has a glam handbag. She kept it on the shelf next to the lamp.

It is very big and she can fit lots of things in it. She wishes it was bigger as she can't fit her dog in it.

She got on the bus to go swim with her twin, Stan. She left her handbag at the back of the bus.

It was the saddest thing! Gran had left her lunch in it as well! Stan said it is going to stink!

She is missing her handbag. She wished she had not hopped on that bus to go swim with her twin!

SET 3 Reading age 8.6 years

When the rain fell, the queen wailed! She had just finished her hair! She was going out with the King who liked to be on time! Now she had to do her hair again. What a pain!

The king said it was fine. They left a bit late but still got to the party on time. They were seated between a lord and his lady. They clapped at the clown chasing the snail and the seal jumping on the ball. It was such a great show! Flowers adorned the room. What a sight, it looked like a proper picture!

The cook made steak and chips. The queen loved it! They drank snowballs and ate boiled pears and ice-cream for pudding. After that, they had cake! What a treat. The queen forgot all about her hair. When she left, she shook her host's hand and gave her the biggest hug. Then she got on the Royal Tube and went home. It had been the greatest night ever!

SET 4 Reading age: 9.2 years

On the bridge, the giant gnashed his bare teeth at the small gnome who was protecting the lamb. He knew he was wrong but he was so hungry! He got out his claws as if to wage war! Then all of a sudden, the giant's phone rang. It was the fairy godmother, "What in the world do you think you are doing!" she said. "Leave that poor lamb alone. If you don't, I will put you in a cage with a low ceiling and haunt you. I will make dark clouds follow you, night and day. Be warned! "

The giant paused, the fairy godmother was fierce. You did not want her as a foe! He decided to write her a text. Please don't haunt me, I am not proud of my intent and the chaos I have caused! I was dreaming of lamb stew but I knew it was wrong. I will work in the field, you can be my chief. I will grow crops for the lambs and never eat meat again! I can make money as a chef using crops I have grown. I will use the money I make to make eight new homes for the gnomes. No gnome, bird or animal will ever be my prey again. No more meat pies for me! I will love and laugh with the animals, I swear I will be their friend. If you receive this text you must believe, I will never seize another living thing for a pie or a stew.

From a very sorry giant who knows he is wrong!

SET 5 Reading age 11.5 years

Once upon a time, there was a beautiful princess who lived in a mansion deep in the dense woods. She would dance every chance she got, although she wasn't very graceful. One Wednesday afternoon, she passed a tree which had a message hanging from its lowest bough. She glanced at it but the words were all blurry. If only she had gone to the optician! Fortunately, her friend, naughty Harry (who was always causing mischief) walked by.

"Please can you read this for me?" asked the princess.

Harry looked baffled, "Why?" he said, "It's simple to read."

"I know it is, but my eyesight is playing up," replied the princess.

"Ah ok then," Harry coughed to clear his throat and then began to read, " Next Tuesday at eight o'clock, free admission to the greatest science-themed party in history. Book your place now to create your own scents and magic potions. Learn how to prevent drought and use simple methods to make the best doughnuts ever! You will be amazed and baffled as you paddle through the magical ocean without getting drenched! Best of all, if you manage to complete the puzzle challenge, you will be chosen to go on the first mission ever to Pluto. You will begin the ascent into space, the week after the party, so keep your diary free just in case! To get to the party go to Appletree Station, find platform 9¾, don't mind the wall just keep walking through!"

Set 1 Passage

Jen got the hat in the box. She put it on the doll.

She got the doll at the shop in the city hotel.

Jen pulls the button on the doll and it sings jazz and rock.

The doll is in a set with a chick. The hat has gems on it.

Jen can hug and kiss the doll.

Set 2 Passage

Gran has a glam handbag. She kept it on the shelf next to the lamp.

It is very big and she can fit lots of things in it. She wishes it was bigger as she can't fit her dog in it.

She got on the bus to go swim with her twin, Stan. She left her handbag at the back of the bus.

It was the saddest thing! Gran had left her lunch in it as well! Stan said it is going to stink!

She is missing her handbag. She wished she had not hopped on that bus to go swim with her twin!

Set 3 Passage

When the rain fell, the queen wailed! She had just finished her hair! She was going out with the King who liked to be on time! Now she had to do her hair again. What a pain!

The king said it was fine. They left a bit late but still got to the party on time. They were seated between a lord and his lady. They clapped at the clown chasing the snail and the seal jumping on the ball. It was such a great show! Flowers adorned the room. What a sight, it looked like a proper picture!

The cook made steak and chips. The queen loved it! They drank snowballs and ate boiled pears and ice-cream for pudding. After that, they had cake! What a treat. The queen forgot all about her hair. When she left, she shook her host's hand and gave her the biggest hug. Then she got on the Royal Tube and went home. It had been the greatest night ever!

Set 4 Passage

On the bridge, the giant gnashed his bare teeth at the small gnome who was protecting the lamb. He knew he was wrong but he was so hungry! He got out his claws as if to wage war! Then all of a sudden, the giant's phone rang. It was the fairy godmother, "What in the world do you think you are doing!" she said. "Leave that poor lamb alone. If you don't, I will put you in a cage with a low ceiling and haunt you. I will make dark clouds follow you, night and day. Be warned! "

The giant paused, the fairy godmother was fierce. You did not want her as a foe! He decided to write her a text. Please don't haunt me, I am not proud of my intent and the chaos I have caused! I was dreaming of lamb stew but I knew it was wrong. I will work in the field, you can be my chief. I will grow crops for the lambs and never eat meat again! I can make money as a chef using crops I have grown. I will use the money I make to make eight new homes for the gnomes. No gnome, bird or animal will ever be my prey again. No more meat pies for me! I will love and laugh with the animals, I swear I will be their friend. If you receive this text you must believe, I will never seize another living thing for a pie or a stew.

From a very sorry giant who knows he is wrong!

Set 5 Passage

Once upon a time, there was a beautiful princess who lived in a mansion deep in the dense woods. She would dance every chance she got, although she wasn't very graceful. One Wednesday afternoon, she passed a tree which had a message hanging from its lowest bough. She glanced at it but the words were all blurry. If only she had gone to the optician! Fortunately, her friend, naughty Harry (who was always causing mischief) walked by.

"Please can you read this for me?" asked the princess.

Harry looked baffled, "Why?" he said, "It's simple to read."

"I know it is, but my eyesight is playing up," replied the princess.

"Ah ok then," Harry coughed to clear his throat and then began to read, " Next Tuesday at eight o'clock, free admission to the greatest science-themed party in history. Book your place now to create your own scents and magic potions. Learn how to prevent drought and use simple methods to make the best doughnuts ever! You will be amazed and baffled as you paddle through the magical ocean without getting drenched! Best of all, if you manage to complete the puzzle challenge, you will be chosen to go on the first mission ever to Pluto. You will begin the ascent into space, the week after the party, so keep your diary free just in case! To get to the party go to Appletree Station, find platform $9\frac{3}{4}$, don't mind the wall just keep walking through!"

Reading/Dictation Mark Sheet

SET 1

Jen got the hat in the box. She put it on the doll.

She got the doll at the shop in the city hotel.

Jen pulls the button on the doll and it sings jazz and rock.

The doll is in a set with a chick. The hat has gems on it.

Jen can hug and kiss the doll.

Analysis of reading errors

Analysis of dictation errors

SET 2

Gran has a glam handbag. She kept it on the shelf next to the lamp.

It is very big and she can fit lots of things in it. She wishes it was bigger as she can't fit her dog in it.

She got on the bus to go swim with her twin, Stan. She left her handbag at the back of the bus.

It was the saddest thing! Gran had left her lunch in it as well! Stan said it is going to stink!

She is missing her handbag. She wished she had not hopped on that bus to go swim with her twin!

Analysis of reading errors

Analysis of dictation errors

SET 3

When the rain fell, the queen wailed! She had just finished her hair! She was going out with the King who liked to be on time! Now she had to do her hair again. What a pain!

The king said it was fine. They left a bit late but still got to the party on time. They were seated between a lord and his lady. They clapped at the clown chasing the snail and the seal jumping on the ball. It was such a great show! Flowers adorned the room. What a sight, it looked like a proper picture!

The cook made steak and chips. The queen loved it! They drank snowballs and ate boiled pears and ice-cream for pudding. After that, they had cake! What a treat. The queen forgot all about her hair. When she left, she shook her host's hand and gave her the biggest hug. Then she got on the Royal Tube and went home. It had been the greatest night ever!

Analysis of reading errors**Analysis of dictation errors**

SET 4

On the bridge, the giant gnashed his bare teeth at the small gnome who was protecting the lamb. He knew he was wrong but he was so hungry! He got out his claws as if to wage war! Then all of a sudden, the giant's phone rang. It was the fairy godmother, "What in the world do you think you are doing!" she said. "Leave that poor lamb alone. If you don't, I will put you in a cage with a low ceiling and haunt you. I will make dark clouds follow you, night and day. Be warned! "

The giant paused, the fairy godmother was fierce. You did not want her as a foe! He decided to write her a text. Please don't haunt me, I am not proud of my intent and the chaos I have caused! I was dreaming of lamb stew but I knew it was wrong. I will work in the field, you can be my chief. I will grow crops for the lambs and never eat meat again! I can make money as a chef using crops I have grown. I will use the money I make to make eight new homes for the gnomes. No gnome, bird or animal will ever be my prey again. No more meat pies for me! I will love and laugh with the animals, I swear I will be their friend. If you receive this text you must believe, I will never seize another living thing for a pie or a stew.

From a very sorry giant who knows he is wrong!

Analysis of reading errors**Analysis of dictation errors**

SET 5

Once upon a time, there was a beautiful princess who lived in a mansion deep in the dense woods. She would dance every chance she got, although she wasn't very graceful. One Wednesday afternoon, she passed a tree which had a message hanging from its lowest bough. She glanced at it but the words were all blurry. If only she had gone to the optician! Fortunately, her friend, naughty Harry (who was always causing mischief) walked by.

"Please can you read this for me?" asked the princess.

Harry looked baffled, "Why?" he said, "It's simple to read."

"I know it is, but my eyesight is playing up," replied the princess.

"Ah ok then," Harry coughed to clear his throat and then began to read, " Next Tuesday at eight o'clock, free admission to the greatest science-themed party in history. Book your place now to create your own scents and magic potions. Learn how to prevent drought and use simple methods to make the best doughnuts ever! You will be amazed and baffled as you paddle through the magical ocean without getting drenched! Best of all, if you manage to complete the puzzle challenge, you will be chosen to go on the first mission ever to Pluto. You will begin the ascent into space, the week after the party, so keep your diary free just in case! To get to the party go to Appletree Station, find platform 9¾, don't mind the wall just keep walking through!"

Analysis of reading errors

Analysis of dictation errors

Word Reading Cards

WORD READING CARD – SET 1

Read across

pat

sin

hem

cod

rub

kip

fox

jug

win

yet

zip

van

quit

laptop

rabbit

hotel

cuff

will

buzz

fusspot

gem

cell

rock

thin

chip

then

shop

wing

chaps

dens

WORD READING CARD – SET 2

Read across

spins

glam

scan

plan

frizz

drip

swim

flatpack

handbag

shelf

milk

stink

chant

left

clamp

lunch

texted

hopped

chanting

stopping

dishes

misses

bigger

happier

fastest

saddest

WORD READING CARD – SET 3

Read across

when	tall	snail	seen	spoon	float
high	book	start	born	turn	cow
snow	coin	hear	fair	picture	flower
bear	toy	sea	bread	great	bike
cake	stone	cube	flute	these	love

WORD READING CARD – SET 4

Read across

lamb	gnome	wrong	knit	play	claw
world	war	wand	phone	tyre	cage
ridge	haunt	laugh	cloud	field	pie
chew	few	four	bird	toe	ceiling
vein	chemist	chef	money	grey	eight

WORD READING CARD – SET 5

Read across

fruit walk half chance tense table

apple staple trifle candle ankle puzzle

watch station division mission musician cough

dough through plough fought naughty scent

science

Spelling Lists: Set 1-5

SET 1	SET 2	SET 3	SET 4	SET 5
1. put	1. span	1. which	1. limb	1. juice
2. sad	2. drop	2. ball	2. gnash	2. chalk
3. cog	3. skin	3. trail	3. write	3. calf
4. yes	4. skill	4. between	4. knee	4. dance
5. fox	5. scan	5. moon	5. clay	5. dense
6. quid	6. twist	6. coat	6. paw	6. bible
7. jazz	7. chimp	7. sight	7. work	7. drip
8. buff	8. slick	8. shook	8. warm	8. simple
9. kiss	9. gift	9. cart	9. want	9. baffle
10. doll	10. helpdesk	10. torn	10. graph	10. paddle
11. sunset	11. sandpit	11. churn	11. type	11. tickle
12. carrot	12. stopped	12. how	12. cringe	12. nozzle
13. pilot	13. waxed	13. flow	13. bridge	13. batch
14. gem	14. milking	14. boil	14. pause	14. potion
15. city	15. blotting	15. fear	15. draught	15. mansion
16. then	16. wishes	16. stairs	16. proud	16. admission
17. duck	17. losses	17. capture	17. chief	17. optician
18. chicken	18. hotter	18. shower	18. tied	18. trough
19. things	19. silliest	19. pear	19. brew	19. though
20. ships		20. ahoy	20. stew	20. through
		21. mean	21. pour	21. drought
		22. thread	22. firm	22. ought
		23. break	23. foe	23. haughty
		24. hike	24. seize	24. ascend
		25. flake	25. feign	25. scene
		26. bone	26. echo	
		27. tube	27. machine	
		28. mute	28. donkey	
		29. theme	29. prey	
		30. give	30. freight	

Pupil Spelling Sheet

1.	16.
2.	17.
3.	18.
4.	19.
5.	20.
6.	21.
7.	22.
8.	23.
9.	24.
10.	25.
11.	26.
12.	27.
13.	28.
14.	29.
15.	30.

High Frequency Word Tracker

145 Common High Frequency Words in Set Order

Date:	Name:	DOB:	Year Group:	Assessor:
-------	-------	------	-------------	-----------

	Read	Spell		Read	Spell	83.	Read	Spell
1. a			42. was			83. been		
2. it			43. back			84. seen		
3. in			44. with			85. tree		
4. at			45. much			86. too		
5. I			46. them			87. school		
6. as			47. this			88. night		
7. is			48. that			89. look		
8. am			49. then			90. took		
9. and			50. than			91. good		
10. dad			51. push			92. for		
11. cat			52. she			93. or		
12. the			53. said			94. are		
13. he			54. you			95. more		
14. do			55. from			96. door		
15. his			56. old			97. how		
16. has			57. help			98. now		
17. me			58. can't			99. down		
18. can			59. don't			100. boy		
19. up			60. went			101. like		
20. mum			61. want			102. time		
21. be			62. just			103. lived		
22. if			63. must			104. made		
23. on			64. last			105. make		
24. dog			65. jump			106. take		
25. big			66. going			107. name		
26. get			67. next			108. came		
27. of			68. her			109. home		
28. go			69. after			110. some		
29. us			70. sister			111. come		
30. yes			71. water			112. one		
31. we			72. brother			113. these		
32. by			73. another			114. where		
33. my			74. over			115. were		
34. to			75. what			116. here		
35. very			76. when			117. there		
36. no			77. who			118. their		
37. so			78. all			119. love		
38. many			79. ball			120. have		
39. off			80. called			121. two		
40. pull			81. again			122. play		
41. will			82. see			123. day		

144 Common High Frequency Words in Set Order Cont..

	Read	Spell		Read	Spell		Read	Spell
124. away			132. our			140. once		
125. way			133. laugh			141. little		
126. may			134. because			142. people		
127. saw			135. new			143. would		
128. house			136. first			144. could		
129. about			137. girl			145. should		
130. out			138. they					
131. your			139. half					

Notes:

High Frequency Word Reading Cards

High Frequency Word Reading Cards - SET 1

Read across

a	it	in	at	I	as
is	am	an	dad	cat	the
he	do	his	has	me	can
up	mum	be	if	on	dog
big	get	of	go	us	yes
we	by	my	to	very	no
so	many	off	pull	will	was
back	with	much	them	this	that
then	than	push	she		

High Frequency Word Reading Cards - SET 2

Read across

said	you	from	old	help
can't	don't	went	want	just
must	last	jump	going	next
her	after	sister	water	brother
another	over			

High Frequency Word Reading Cards - SET 3

Read across

what	when	who	all	ball	called
again	see	been	seen	tree	too
school	night	look	took	good	for
or	are	more	door	how	now
down	boy	like	time	lived	made
make	take	name	came	home	some
come	one	these	where	were	here
there	their	love	have		

High Frequency Word Reading Cards - SET 4 and 5

Read across

two

play

day

away

way

may

saw

house

about

out

your

our

laugh

because

new

first

girl

they

half

once

little

people

would

could

should