

Colourful Semantics




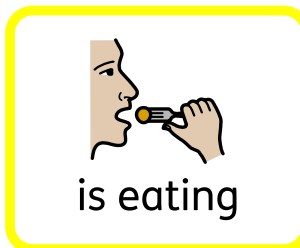

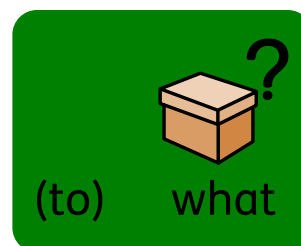
Colourful Semantics is a technique to help children make better sentences by using colours to show different parts of a sentence. Here's how it works:

Who? (Orange) – The person or thing doing the action.

What doing? (Yellow) – The action they are doing.

What? (Green) – The thing they are doing the action to.

Where? (Blue) – The place where the action is happening.




When pupils are ready, you can add additional steps to create more complex sentences. Here are the next steps in Colourful Semantics:

When? (Brown) – This step adds information about the time when the action is happening.

Why? (Purple) – This step explains the reason for the action.

To whom? (Pink) – This step identifies the person or thing receiving the action.

How? (Black) – This step describes the manner in which the action is done.



Introducing Colourful Semantics



When introducing Colourful Semantics, it's important to gradually introduce each colour/sentence part one at a time. This helps children understand the components of sentences and build their sentences step-by-step without feeling overwhelmed.



who



the cat

Start with "Who?" (Orange)

- Begin by explaining that "Who?" refers to the person or thing doing the action.
- Use simple examples like "The boy" or "The cat".
- Show pictures of different people or animals and ask the children to identify "Who?" in each picture



doing



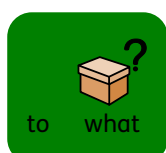
sleeping

Introduce "What doing?" (Yellow):

- Once the children are comfortable with identifying "Who?", introduce the action they are doing.
- Use examples like "is running" or "is sleeping".
- Combine "Who?" and "What doing?" to form simple sentences, e.g.

The cat

is sleeping



to what



on the bed

Introduce "What?" (Green):

- Next, add the object of the action to the sentence.
- Use examples like "a ball" or "a bed".
- Form sentences like:

The cat

is sleeping

on the bed



where



kitchen

Introduce "Where?" (Blue):

- Finally, add the location where the action is happening.
- Use examples like "in the park" or "in the kitchen".
- Form complete sentences like:

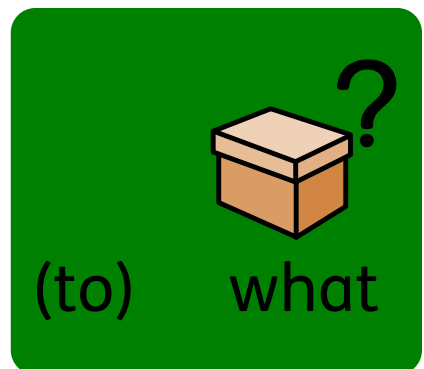





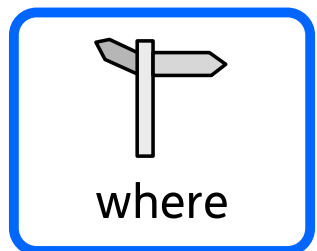
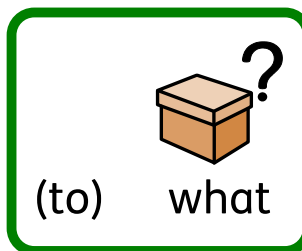

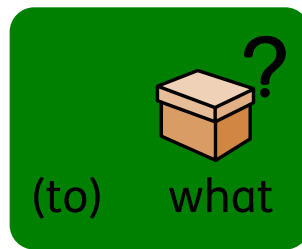
The cat

is sleeping


on the bed

in the kitchen

Some Colourful Semantic Resources



Some Colourful Semantic Resources




where



when



why



to

who



how

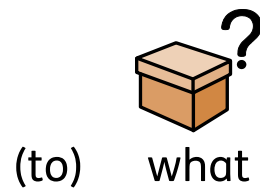


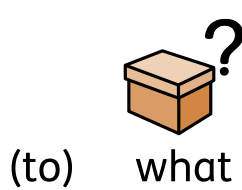

who




doing

Some Colourful Semantic Resources






who ?




the girl



the boy



the fish



the rhino




the doctor




the Gruffalo




Goldilocks



the snake




pig




bird



baby



teacher



nurse



police officer



singer




footballer

doing



dancing




playing



sleeping



running



fishing




riding



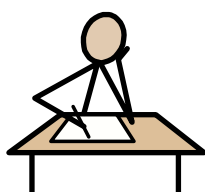
washing



reading



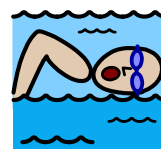
painting



working



drinking



swimming



helping



jumping



catching



cooking

(to) what ?




newspaper



book



thief




burger



motorbike



coke



car




feet



juice



buns



book




football



picture



monopoly



story



homework

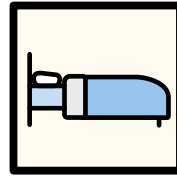
where




kitchen




playground




bedroom



garden



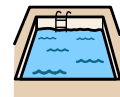
school




park




on the bus



swimming pool



house



outside




on the sofa




pitch



classroom



at the table



countryside



restaurant

Write some sentences

